






Tips for ASAP Data Collection

- For a child to receive credit for ASAP goal mastery, you are looking for 3 independent demonstrations of the skill in a day across contexts (e.g., different materials, settings, activities, play partners, etc.)
- Already have a data collection system that you like? You can use it for tracking ASAP data, too! Looking for something new? Here are a few ideas:

Data Collection Ideas		
	Counting ONE specific behavior	Counting MULTIPLE behaviors across settings and/or children
	Tally counters	
	Click the counter when you see the target behavior. Attach to a belt loop, a bracelet, or lanyard.	Easy to use in multiple settings. Take it outdoors or around the classroom. Clip multiple counters together to track multiple children.
	Magnet chips	
	Move the child's chip along a chart each time you see the target skill. Also works with butcher paper and stamps, stickers, markers, or stickie notes.	Tape names onto each magnet chip or assign each student a color. You can track goals for multiple children on the same chart!
	Rubber bands	
	Place a handful of rubber bands on one wrist. Move rubber band to other wrist every time the child shows a target skill.	Easy to take to multiple settings. Use different colors for each student or skill.
	Tokens	
	Choose a token (buttons, pompoms, beads, coins, etc.) and put one token in a container whenever you see the child demonstrate a target skill.	Color code to track data across skills or children. Different tokens of the same color can represent different skills (e.g., if a child is purple, use a purple bear for 1 skill, and a purple clip for another skill, and so on).
	Clipboards	
	Create clipboard packs for each child to take to different classroom areas. This way, multiple adults who work with the child can contribute to data collection.	Place a color-coded clipboard at each center – one color per child, or one color per goal to allow for easy data collection.

Other tools and tips

- Web apps – Many apps are available to make data collection and sharing easier. Check with your school administrator to see what options are available in your district/school.
- Pictures/videos – Take pictures or videos and make notes. Try Tablets, GoPro cameras, flip cameras, pet/baby cameras, or pocket cameras.
- Include child interests when you can. Let them pick their favorite color. Celebrate success by counting the tokens together!
- Check out the data collection forms in the ASAP manuals and on the ASAP website <https://www.med.unc.edu/healthsciences/asap/data-collection-forms/>