

SINGLE-GLOVE Donning Guide




Biogel OrthoPro®
Take comfort in better protection.

Biogel OrthoPro is a sterile, powder-free natural rubber latex orthopaedic glove that is brown in color to potentially reduce glare, and is typically 30% thicker than Biogel® Surgeons to provide extra protection during more rigorous and longer procedures.

Made from a biomechanically optimized glove mold designed to reduce hand and thumb fatigue during surgery, Biogel OrthoPro features a specialized manufacturing process that enables grip and control of surgical instruments.

Recommended for all orthopaedic surgeries and other procedures where robust barrier protection is necessary.



1 Keeping hands inside the sleeves of the sterile gown, maneuver sterile underglove pack into position to suit ease of donning.



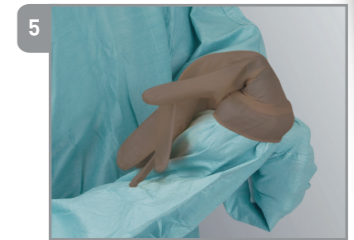
2 Open the inner folded pack.



3 Pick up the first glove to be donned with the opposite hand.



4 Extend the forearm of first hand to be donned, still keeping hands inside the gown sleeves. Place the palm of the glove against the enclosed palm of the hand to be donned and grasp the top edge of the glove cuff.



5 Grasp the back of the cuff with the opposite covered hand and turn it over the sleeve.

In the correct position the glove fingers will point toward you with the thumb of the glove outward.



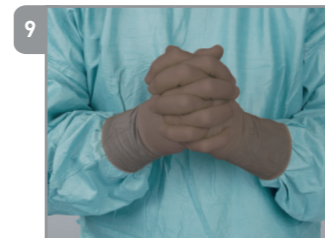
6 Pull the glove into position over the hand using the gown sleeve, ensuring that the glove always completely covers the stockinette cuff.



7 Glove the opposite hand in the same manner, reversing above instruction.



8 Pull the glove into position, ensuring that the donned glove always completely covers the stockinette cuff.



9 Completed closed-glove procedure.



Removal of the Surgical Glove



1 The contaminated hand is turned away from the sterile field palm side up.



2 The contaminated hand is extended to the circulator, who while wearing protective gloves, grasps the outside of the contaminated glove cuff, about 2 inches below the top of the gloves towards the palm, and pulls the glove off inside out.

Re-donning a glove

Don the next pair of gloves using an open technique; or discard gloves, remove soiled gown and rescrub prior to performing the single-glove donning technique again.

